

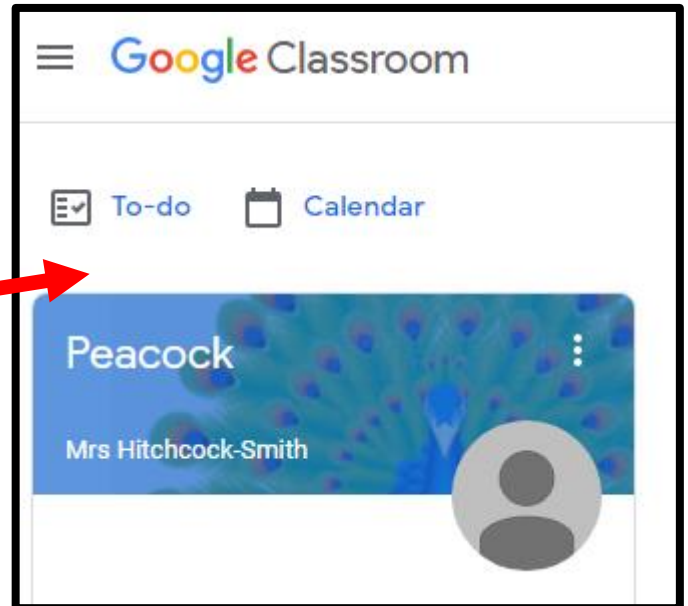
# Heatherside Infant School

## Year R Parent's Guide to Using Google Classroom

Google Classroom is an online learning platform which enables us to have two way communication whilst ensuring the safety and privacy of all. Instruction videos, website links and activities can all be put on here and children will be able to upload certain pieces of work for their class teacher to see.

### Signing In

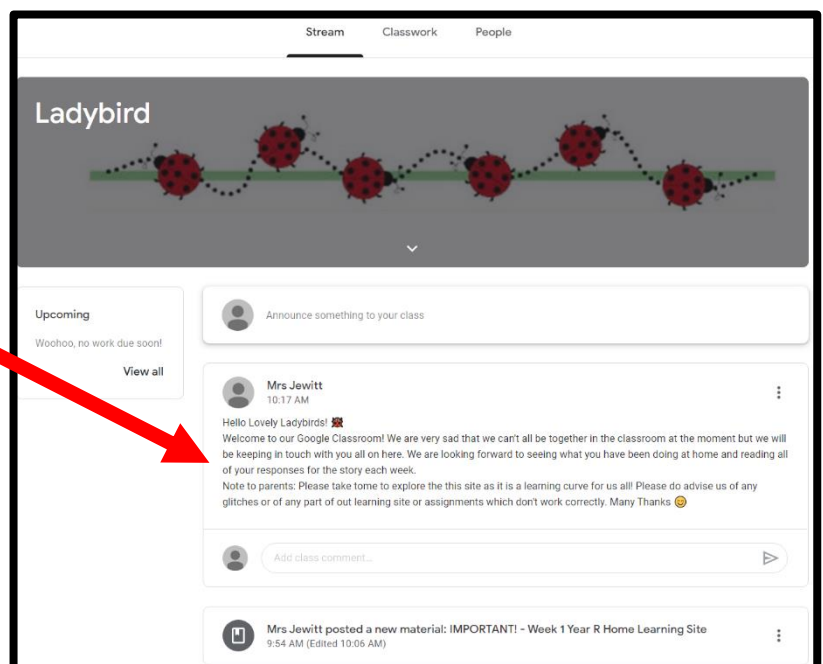
- Search for 'Google Classroom' and sign in with your username and password which have been sent out to you
- You will be taken to a page which looks like this
- Left-click anywhere on the class picture and you will go into your class' stream page.



### Stream Page

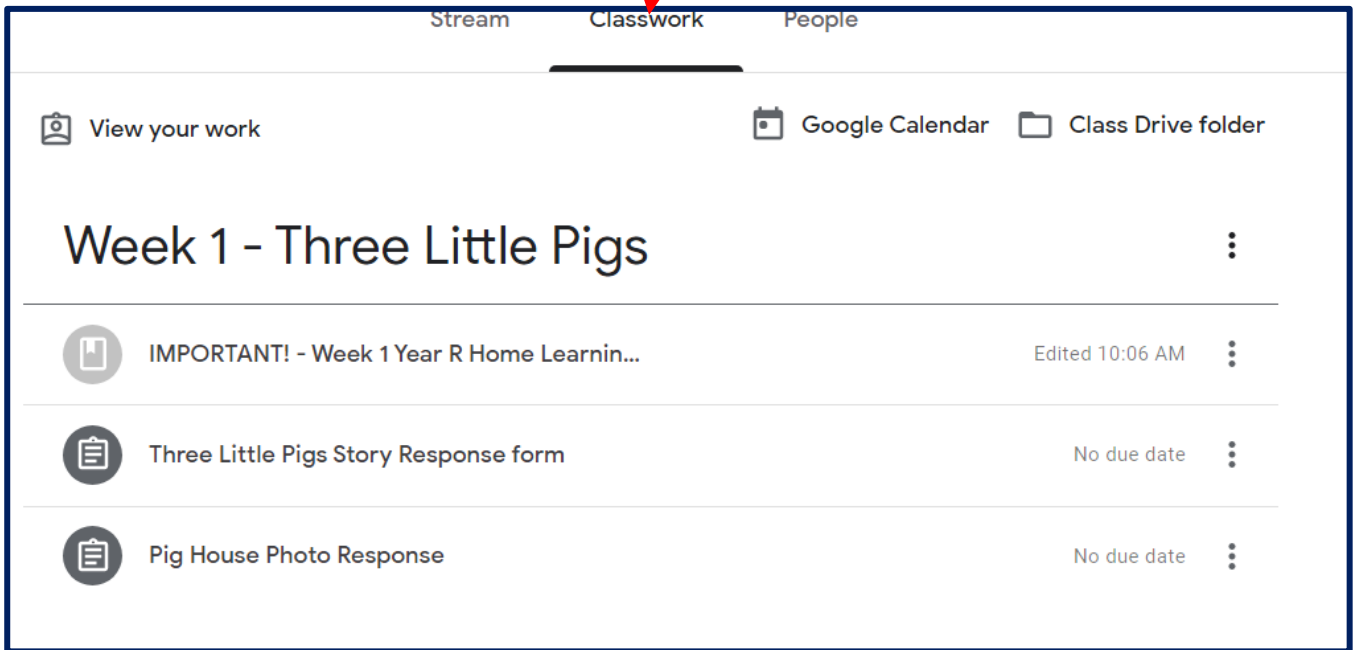
Your stream page is a little bit like a Facebook news feed. The newest posts from your class teacher will appear at the top of your feed. Your teacher will also post announcement messages here.

Your child's home learning for the week will appear on their stream in the form of materials, assignments or questions. To access the relevant week's assignments and resources you will need to go to the 'Classwork' tab at the top of the page.



## Classwork

- Left-click on the 'Classwork' tab at the top of the page and it will open up to this.



- Here you can see clearly the home learning that is available for each week.

Always begin the week by clicking on the 'Week ... Year R Home Learning' material.

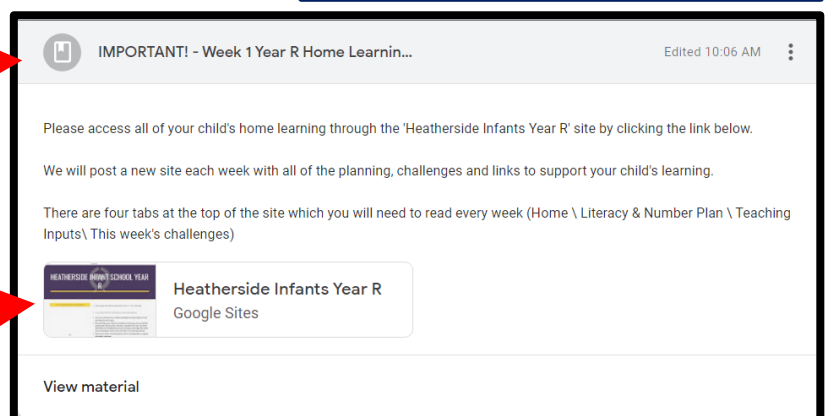


- It will expand to look like this as you click on it.

- You will see a short description of what we would like you to do this week

AND

- The link to our 'Home Learning Site'
- Click on the icon to get to our site.



## Home Learning Site

- You will be taken to our Home Learning Homepage

Welcome to our new Year R Home Learning page

Year R - Spring Wk 1

Home Literacy + Number Plan Teaching Inputs This Week's Challenges

# HEATHERSIDE INFANT SCHOOL YEAR R

'The 3 Little Pigs' Story on SafeYoutube

The Three Little Pigs

- Please begin the week by watching the story of 'The 3 Little Pigs'
- You can also read this Twinkl version of the story together.
- You can access all of our weekly challenges and planning from this learning site each week.

- On this homepage you will find the story of the week, things you need to submit, useful resources and useful links.

- The things we would like you to submit are clearly identified in this section.

- HOWEVER – You cannot submit them on them here.

### THINGS TO SUBMIT THIS WEEK:

You need to submit these pieces of work by clicking on the assignment links in your child's individual classwork section.

Discuss the story with your child and then complete the online questionnaire in your classwork assignment to share your child's thoughts with us!

- Share a photo of your child's model pig house with us.

(See how to submit assignments in the **'Assignments'** section of this document)

There are 4 tabs at the top of our Home Learning Site which you will need to visit and read every week.

Home Learning page

Home Literacy + Number Plan Teaching Inputs This Week's Challenges

### Literacy + Number Plan:

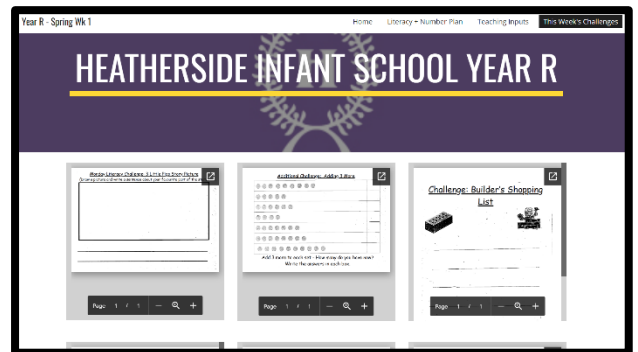
- You will find the Literacy and Number activity overview in this tab.
- We would like your child to complete one Literacy and one Number activity each day. The order that these are completed is up to you as long as you begin the week by introducing the story from which all of our learning is based.

## Teaching Inputs:

- Please look at the 'Teaching Inputs' tab for teaching clips to support this week's learning.
- There will be a combination of Literacy, Number, Topic Related materials as well as stories for your child to watch.

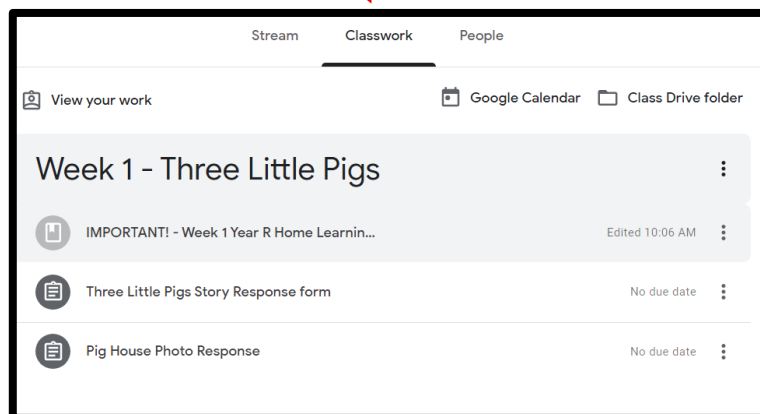
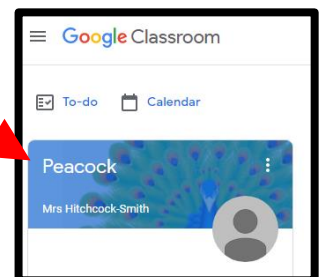
## This Week's Challenges:

- Here you will find all of the printable challenges that you will need to complete the planned activities. (As highlighted as 'See sheet' on the Literacy + Number plan)
- Some weeks there will be extra activities that your child may wish to do.
- From Week 2 there will be a 'Challenge Bingo' sheet in this section with topic related challenges and fun things to do.
- You do not need to send all of these challenges to your class teacher. We will ask for specific things to be submitted each week.



## Submitting Work

- When submitting work please return to your child's Google Classroom page and click on their class.
- Go to the 'Classwork' tab at the top of the page.



- All work to be submitted will be listed in the relevant week's section under the learning site link.
- When you click on these it will expand and tell you what you need to do.
- Here you will be able to submit photos, written responses etc.

