



Year 1 Curriculum Presentation

AUTUMN TERM 2023



During this presentation we will...

- Give information regarding organisation and routines
- Clarify expectations, standards & progression in Year 1 – looking ahead to Year 2!
- Explain how we organise teaching & learning in;
 - Reading
 - Writing
 - Maths
 - Foundation subjects

The National Curriculum



Core Subjects:

English
Maths
Science



Foundation Subjects:

Art & Design, Computing,
Design & Technology,
Geography, History,
Music, PE, RE



Wider Learning:

How we learn best

Enrichment and
experiences

Personal, Social & Health
Education



Respect



- Have good manners
- Listen
- Look after property
- Follow school expectations
- Appreciate different ideas

Kindness



- Show empathy
- Include others
- Be a good friend
- Think of others

Integrity



- Be honest
- Be my best self
- Be proud of myself
- Make the right choices

Togetherness



- Work as a team
- Take turns and share
- Get on with one another
- Value each other
- Diversity – celebrate uniqueness

Resilience



- Be independent
- Don't give up
- Solve problems
- Don't worry if something goes wrong
- Bounce back

Creativity



- Be imaginative
- Be expressive
- Have my own ideas
- Explore different ideas

Learning through a topic approach

Caring &
Sharing

Once Upon
A Time

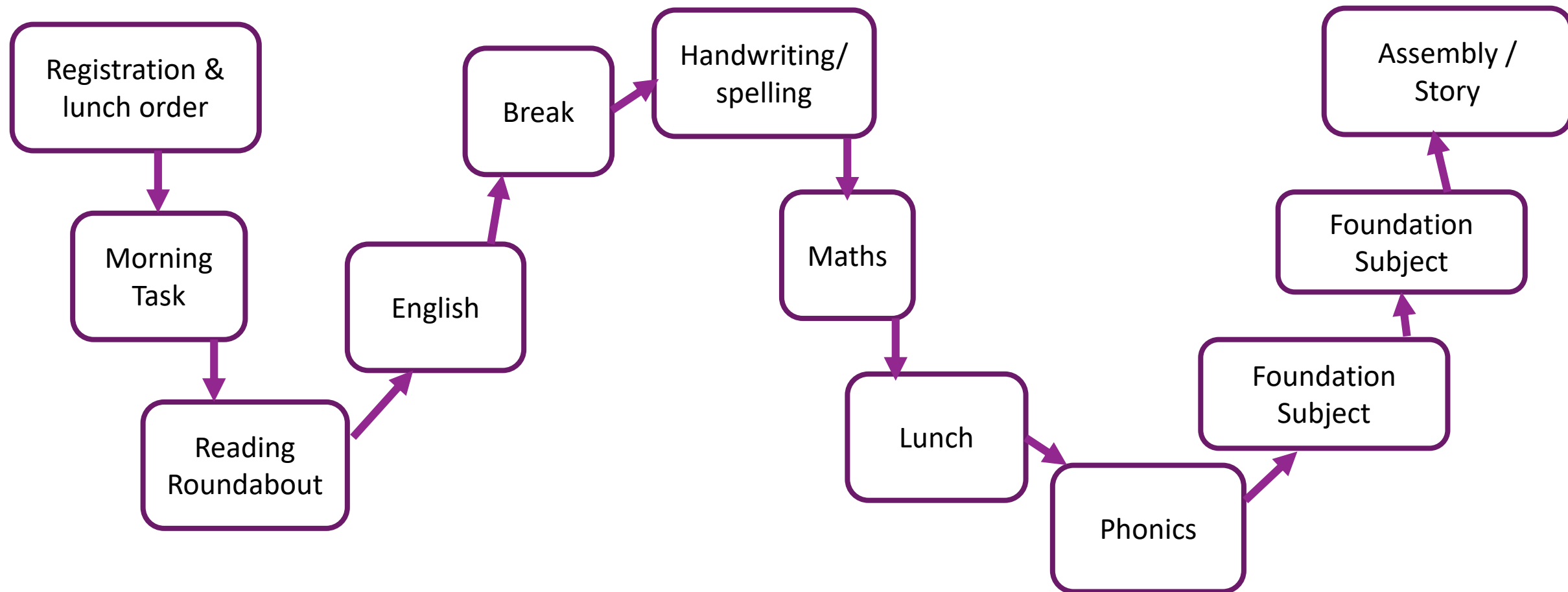
What's
that Roar?

Where are
we?

Galactic
Adventure

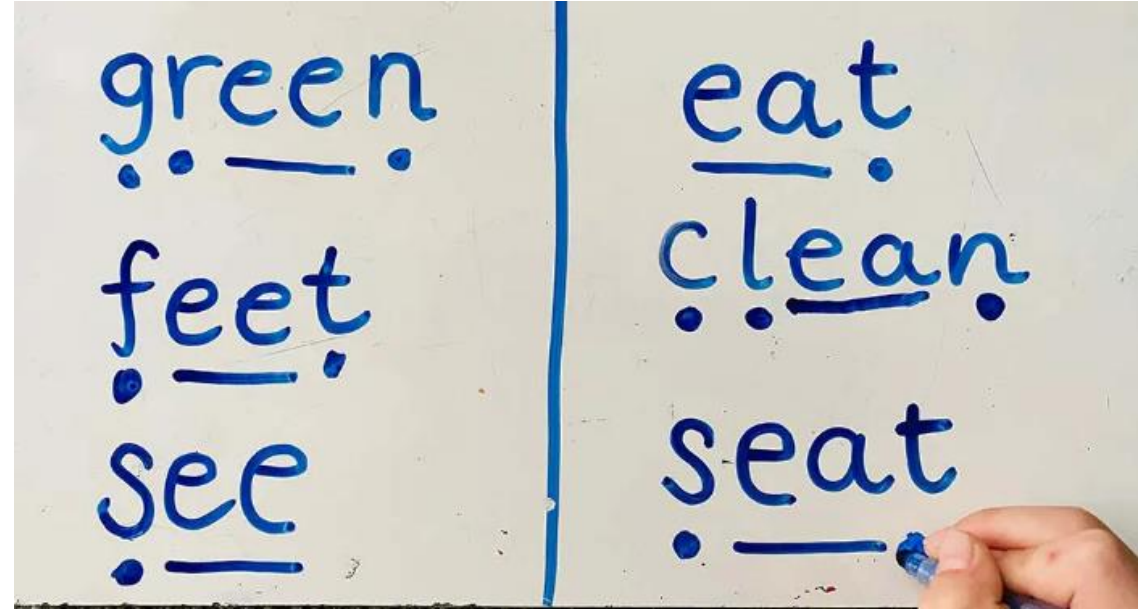
Wild &
Wonderful

The School Day




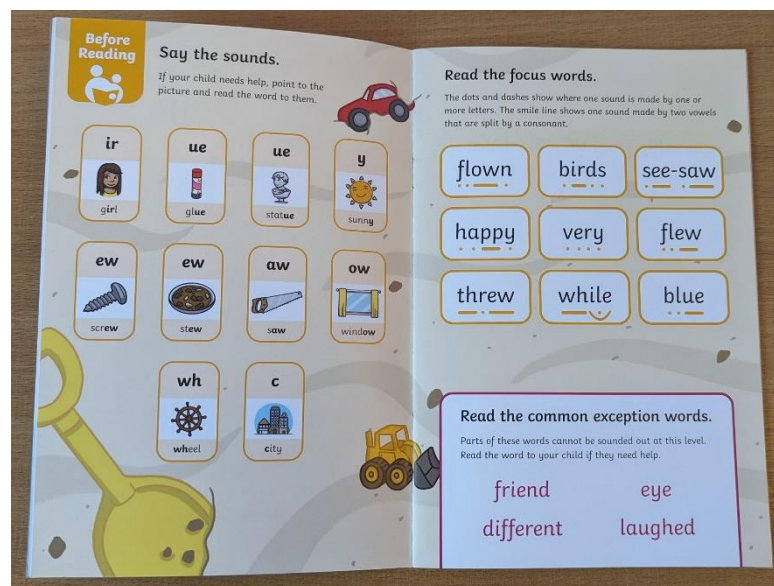
Assessment in Year 1

- Ongoing
- Phonics – ongoing and the statutory Phonics Screening Check in June
- End of Year Report



Reading and phonics

- Twinkl Phonics Scheme – aim to complete Level 5
- Phonically decodable books matched to current level
- Guided reading
- ‘Pure’ sounds
- Library books
- Intervention



Phonics Screening Check

- 40 words (single words, not in a sentence)
- 20 real words, 20 monster words (not real words)
- Children need to be able to read them out loud correctly
- Encourage them to sound out and then **blend** those sounds
- They can self correct
- Practice throughout the year (familiar)

swept

dreams


scrap

strike


jer




drave



teap



phibe



Phonics Screening Check

dreams


scrap

strike


drave



teap



phibe



On Saturday, Mum got out the recipe. Kit had to melt the butter and whisk the eggs. Sam had to stir everything together.



Mum put the batter in to bake.

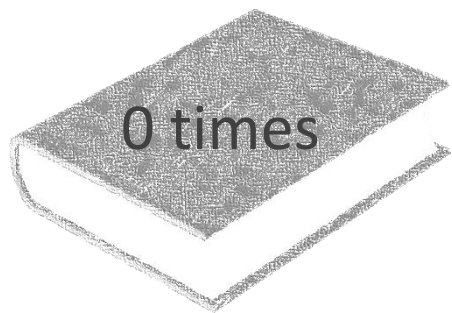


Reading




Sharing books and reading – please support this at home as much as possible!

The vocabulary children have heard by age 5 varies greatly and this is influenced by the number of books they hear each week.



0 times

4,662 words



1-2 times

63,570 words



3-4 times

169,520 words

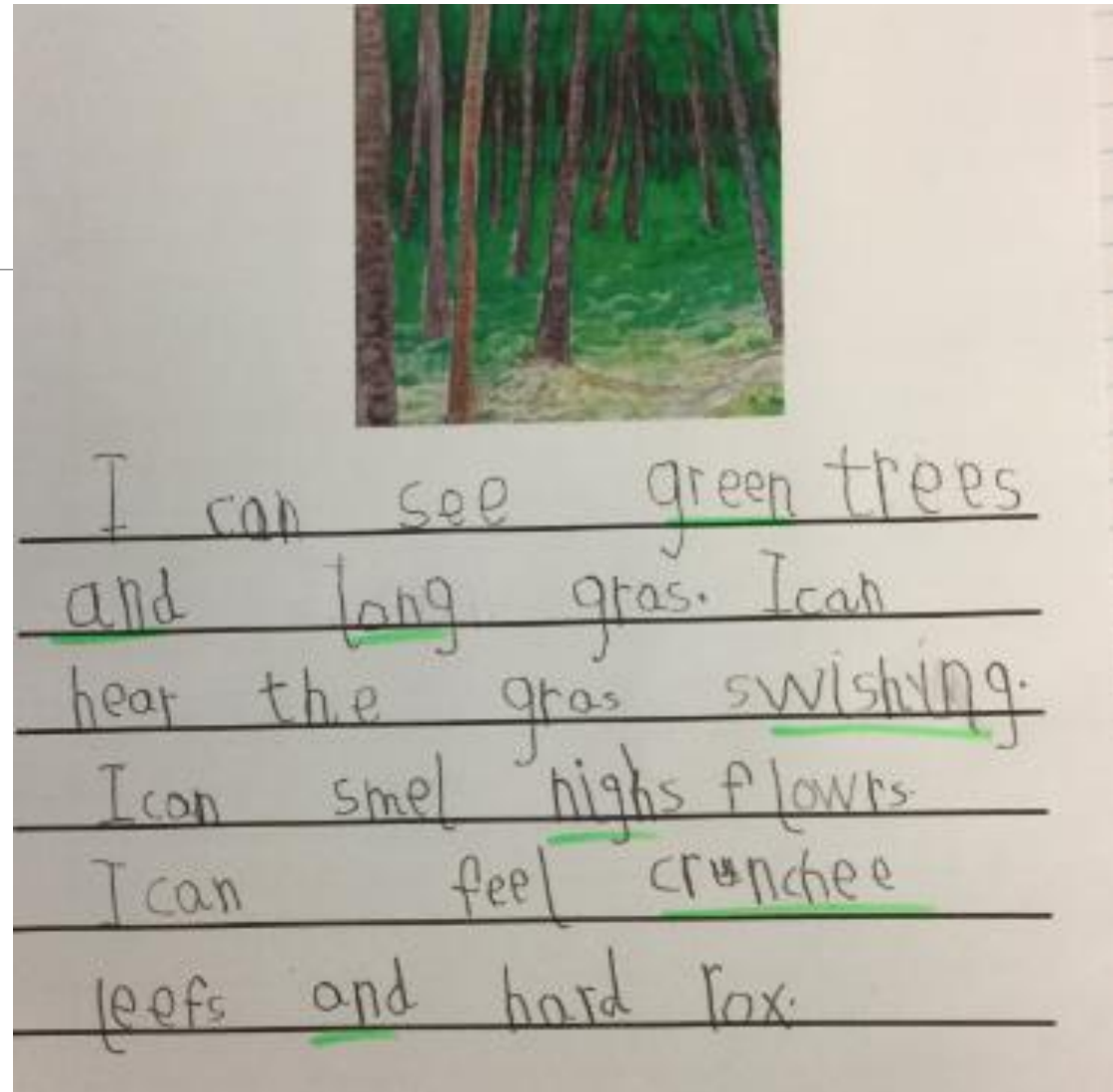


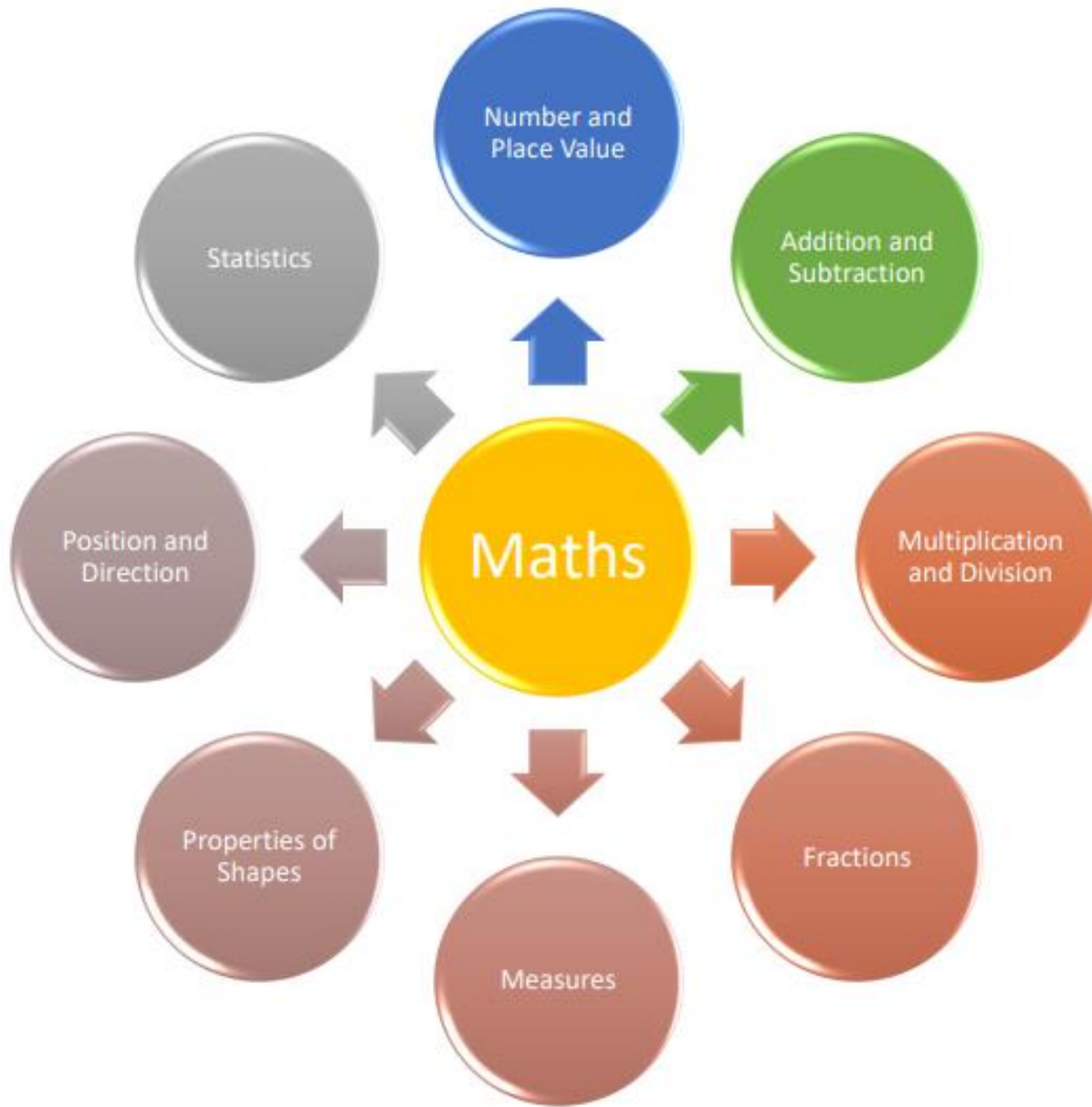
6-7 times

296,660 words

Writing

- Various hooks and stimuli for writing, including high quality texts
- Building on the key skills learnt from Year R
- More independence and creativity
- Accuracy in punctuation especially when writing a sequence of sentences
- Using phonics to make a phonetically plausible attempt at unknown words – building confidence to have a go
- Building blocks for Year 2





They need to be secure in:

- addition and subtraction facts for values up to 10 (once learnt they can be applied to values up to 20).
- One more than 34 is...
- One less than 58 is...
- Counting in 1s, 2s, 5s, 10s

Again, these are the skills that can be built on for Year 2

[See maths booklet on our website for lots more ideas](#)



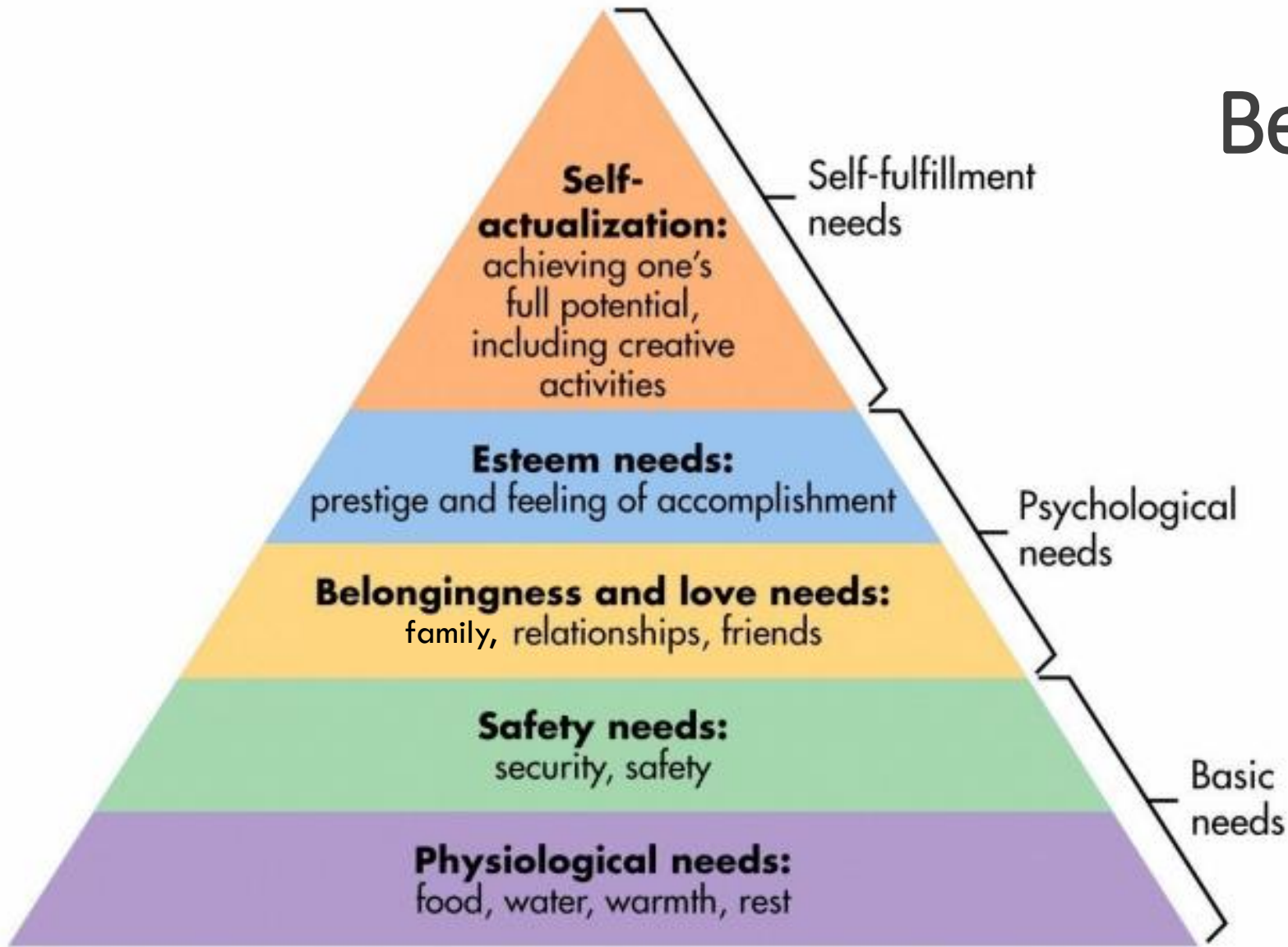
1	2	3	4	5	6	7	8	9	10
11	12	13	14	15	16	17	18	19	20
21	22	23	24	25	26	27	28	29	30
31	32	33	34	35	36	37	38	39	40
41	42	43	44	45	46	47	48	49	50
51	52	53	54	55	56	57	58	59	60
61	62	63	64	65	66	67	68	69	70
71	72	73	74	75	76	77	78	79	80
81	82	83	84	85	86	87	88	89	90
91	92	93	94	95	96	97	98	99	100

How you can help at home

- Read with (and to) your child as much as possible – use the reading record to record what you have read.
- Encourage opportunities to write – shopping lists, letters, made up stories, etc. Boost their confidence with sounding out and giving it a go rather than worrying about the spelling
- Encourage correct formation of letters and numbers
- Look for patterns in every day maths e.g. weighing, measuring, fractions $\frac{1}{2}$ $\frac{1}{4}$ $\frac{3}{4}$ $\frac{1}{3}$, handling money, practise telling and writing the time (o'clock, half past, quarter past and quarter to)
- Practical activities at home e.g. cooking, weighing, shopping, measuring length with standard and non-standard measures
- [White Rose Maths at home](#)



Being ready to learn



How we work together to support your child

Homework each week we publish on Google Classroom an overview of what we are covering in class and some ideas of activities which you can do together to support your child's learning.

Book bags please can you check your child's book bag every night to look for things like pictures, invitations or other school communication.

Water we actively encourage the children to regularly drink water and bring in their own named water bottle for the classroom.

In Conclusion ...

Working in partnership with you is very important to us so please come and talk to us at the end of the school day with any questions or concerns.

Alternatively if you do not collect your child from school you can email or call the school to arrange a mutually convenient time to talk.



Working in partnership