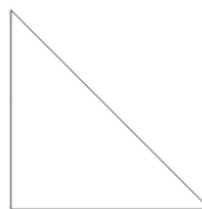



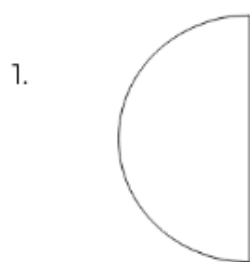
Day 3  
Lesson 12 - Rotation

Shapes to Rotate

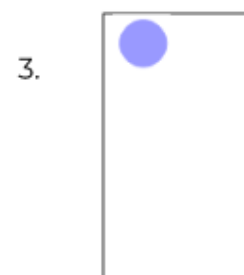
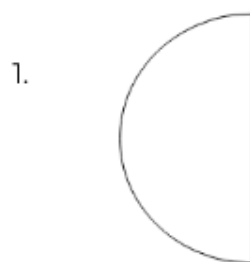


Independent task

Rotate these shapes a  $\frac{1}{2}$  turn clockwise.

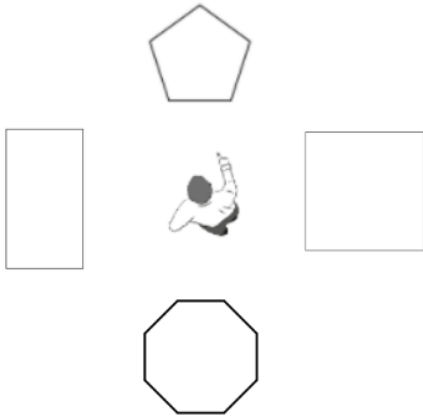


Now, rotate these shapes a  $\frac{1}{4}$  turn anti-clockwise.



**Challenge!**


Noddy is pointing at the pentagon. He turns a half turn anti-clockwise. Which shape is he now pointing at?



**Lesson 13 - Rotation**


$\frac{3}{4}$  turn anti-clockwise

**Rotating shapes.**



What comes next in the pattern?  
Describe what you can see.

Identify the rotation in the pattern.



What comes next in the pattern?  
Describe what you can see.

Identify the rotation in the pattern.



## Independent Task



1. Continue these patterns.
2. Describe what is happening each time using our star words

