

Governor Representation January 2024

1. Gender

[More Details](#)

[Insights](#)

● Male	3
● Female	8
● Prefer not to say	0



2. Age group

[More Details](#)

[Insights](#)

● 18-40	5
● 41-60	6
● 61 or over	0
● Prefer not to say	0



3. Do you have a disability?

[More Details](#)

[Insights](#)

● I have a disability and require a...	0
● I have a disability but require no...	1
● I do not have a disability	9
● I prefer not to say	1



4. Sexual Orientation

[More Details](#)

[Insights](#)

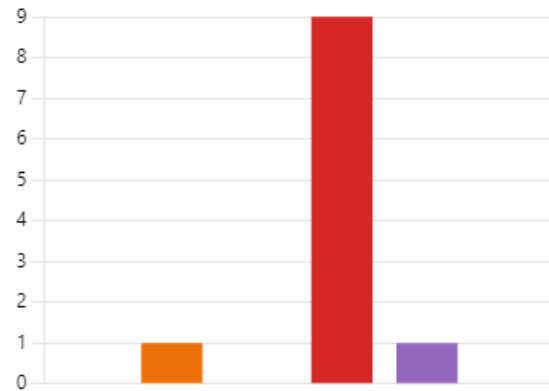
● Bisexual	0
● Gay or Lesbian	0
● Heterosexual	9
● Other	0
● I prefer not to say	2



5. Ethnic group

[More Details](#)

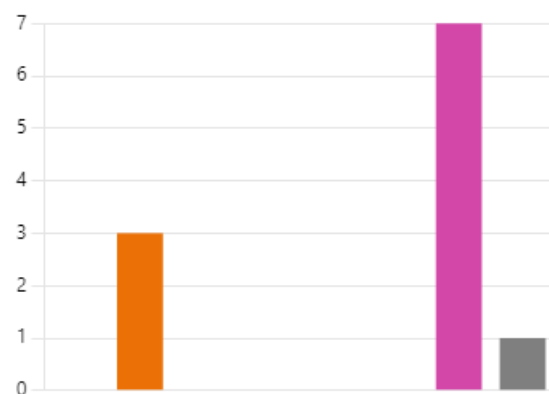
● Asian or Asian British	0
● Black, Black British, Caribbean or...	1
● Mixed or Multiple ethnic groups	0
● White English, Welsh, Scottish, ...	9
● Other ethnic group	1
● I prefer not to say	0



6. Religion

[More Details](#)

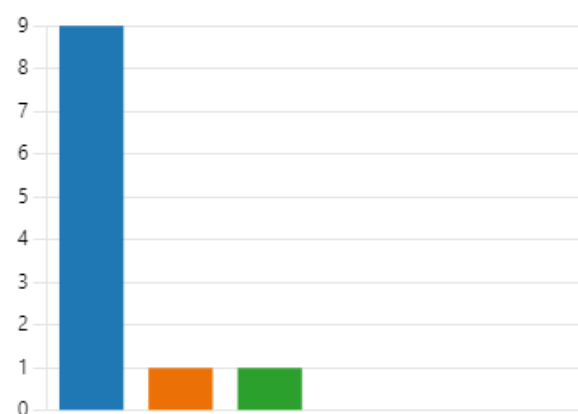
● Buddhist	0
● Christian	3
● Hindu	0
● Jewish	0
● Muslim	0
● Sikh	0
● No religion	7
● I prefer not to say	1



7. How close do you live to the school where you govern?

[More Details](#)

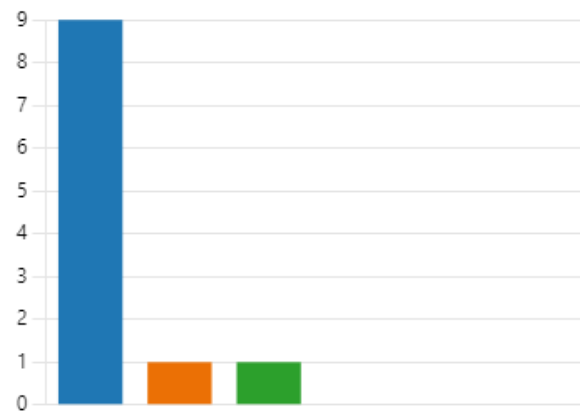
● Less than 1 mile	9
● 2-5 miles	1
● 6-15 miles	1
● 16-40 miles	0
● More than 40 miles	0
● I prefer not to say	0



7. How close do you live to the school where you govern?

[More Details](#)

● Less than 1 mile	9
● 2-5 miles	1
● 6-15 miles	1
● 16-40 miles	0
● More than 40 miles	0
● I prefer not to say	0



8. What is your experience of school as a parent or carer?

[More Details](#)

[Insights](#)

● I am a parent or carer of a child(...	8
● I am a parent or carer of a child(...	0
● I am not a parent or carer	3
● I prefer not to say	0

